

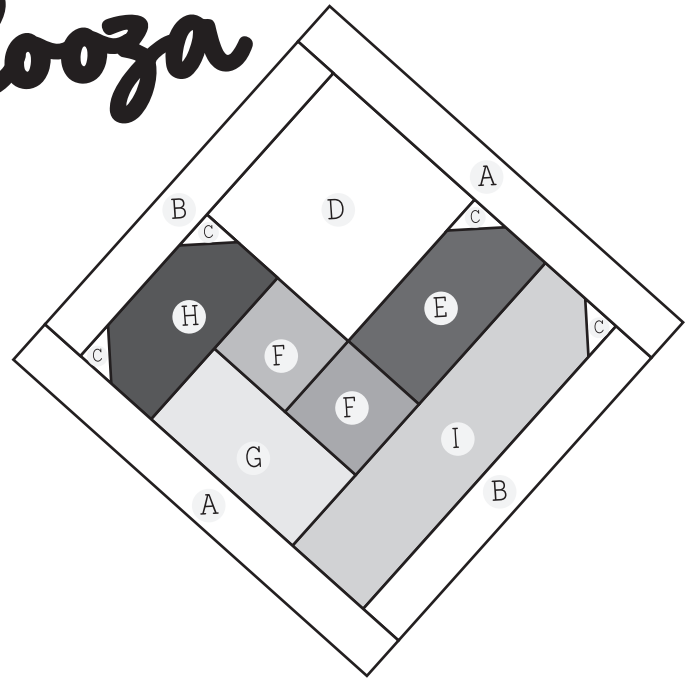
SEPTEMBER 2023

Block-a-palooza

1/4 SEAM ALLOWANCE

UNFINISHED SIZE IS 10 1/2" x 10 1/2"

BACKGROUND *USE THE SAME FABRIC OR MAKE IT SCRAPPY USING THE SAME COLOR BUT DIFFERENT PRINTS	A	(2) - 1 1/2" X 10 1/2"
	B	(2) - 1 1/2" X 8 1/2"
	C	(4) - 1 1/2" X 1 1/2"
	D	(1) - 4 1/2" X 4 1/2"
HEART *USE SIX DIFFERENT SCRAPPY FABRICS	E	(1) - 2 1/2" X 4 1/2"
	F	(2) - 2 1/2" X 2 1/2"
	G	(1) - 2 1/2" X 4 1/2"
	H	(1) - 2 1/2" X 4 1/2"
	I	(1) - 2 1/2" X 8 1/2"



PIECING INSTRUCTION

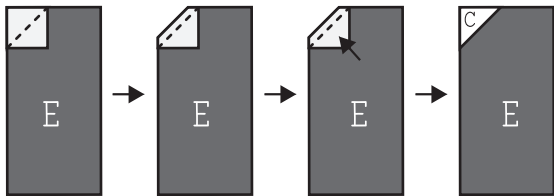
1. Draw a diagonal line on the wrong side of the (4) C squares.



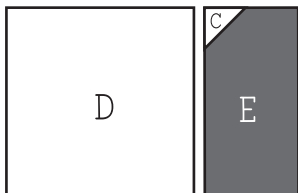
2. With right sides together, lay (1) C square on the top left corner of (1) E rectangle.



3. Stitch on the drawn line and trim 1/4" away from seam to make EC unit.



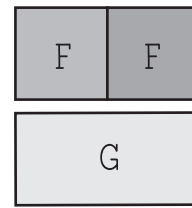
4. Sew D to the EC unit to make DEC.



5. Sew (2) F squares together to make F unit.



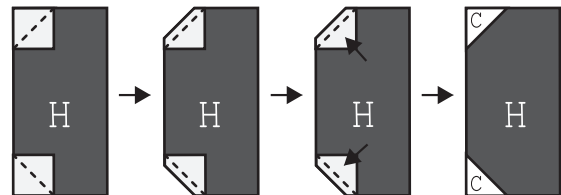
6. Sew (1) G rectangle to F unit to make FG unit.



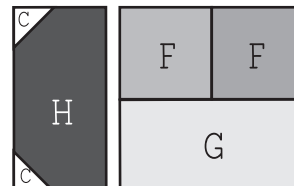
7. With right sides together, place (1) C square on the top left corner of (1) H rectangle and place (1) C square on the bottom left corner of the same unit.



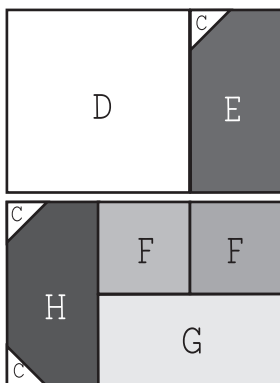
8. Stitch on the drawn lines and trim 1/4" away from seam to make HC unit.



9. Sew the HC unit to the FG unit to make HCFG unit.



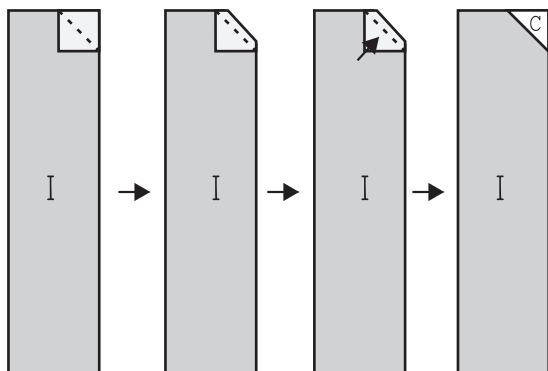
10. Sew the DEC unit to the HCFG unit.



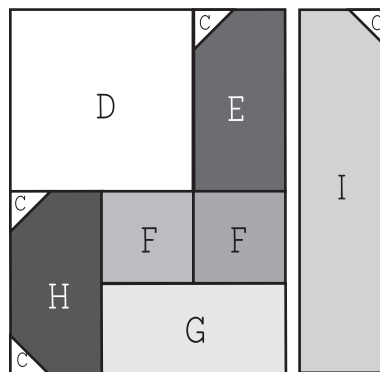
11. With right sides together, lay (1) C square on the top right corner of (1) I rectangle.



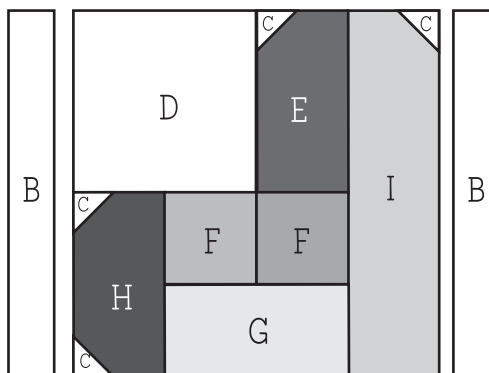
12. Stitch on the drawn line and trim $\frac{1}{4}$ " away from the seam to make IC unit.



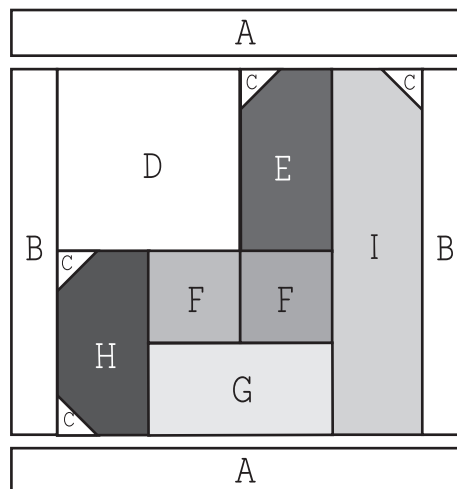
13. Attach IC unit to block.



14. Sew (2) B rectangles to block.



15. Sew (2) A rectangles to block.



Block-a-palooza has over \$10,000 in prizes!!

1. To enter for a grand prize, participants must submit one heart log cabin block at each shop in exchange for a passport stamp. (10 Shops = 10 blocks)
2. Additional blocks may be submitted at any of the participating shops for additional chances to win bronze level prizes.
3. Please only use 100% Cotton quilting fabric. DO NOT USE REPURPOSED FABRIC SUCH AS CLOTHING.
4. All the blocks will be donated to TLC Quilters of Algona, Iowa. These blocks will help create quilts for Iowa individuals facing sickness, disaster, or times of need, providing them with warmth, comfort, and a tangible symbol of care.
5. Your block must be turned in at each shop in a ziplock bag. Include inside the bag a paper with your name, phone number, and email. This way, we can contact you if you're the lucky winner!